



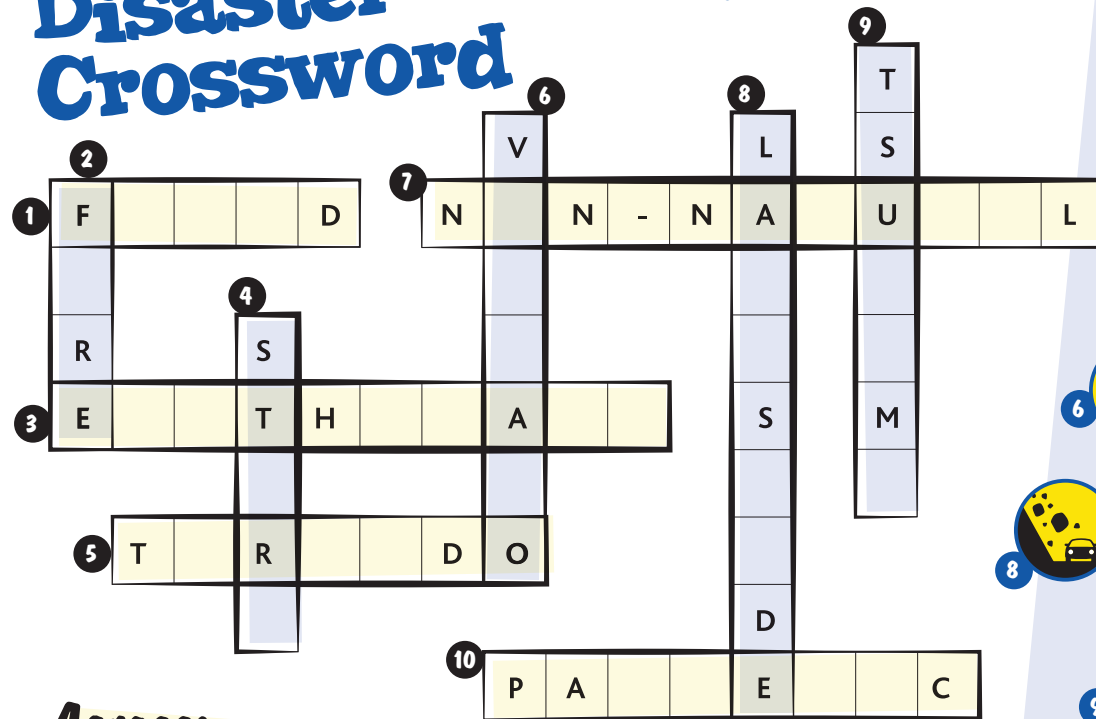
A fun activity sheet for the entire household.
Colour me in.

Developed by
Hawke's Bay Civil Defence
Emergency Management Group

What's in an emergency plan?

Disaster Crossword

You'll find clues throughout this worksheet



Across:

- 1 F _ _ _ d 3 E _ _ th _ _ a _ _ 5 T _ r _ _ do
- 7 N _ n-na _ u _ _ l 10 Pa _ _ e _ _ c

Down:

- 2 F _ re
- 4 St _ r _
- 6 V _ _ _ a _ o
- 8 La _ _ s _ _ de
- 9 Tsu _ _ m _

1 Identify hazards

Follow the diagram below and tick the hazards that could affect you. ✓



Earthquake He Rū

1. **DROP Pāhake** 2. **COVER Hīpoki** 3. **HOLD Pupuri**

4. Was that long? (more than a minute) **NO** Was that strong? (hard to stand up) **YES**



Tsunami He Ngaru Taitoko

NO Are we in a tsunami zone? **YES**

If your house is safe



SHELTER IN PLACE
Me Noho Ki Taua Wāhi



Flood He Waipuke

NO Are we in a flood zone? **YES**



Fire He Kāpura

Seal windows and doors.
Turn off air-conditioning



Volcanic ash He Pungarehu Puia



EVACUATE Me Haere

Take the designated route to our safe location



What other hazards could affect you? List them here.

Should you **Shelter in place?** or **Evacuate?**

Stan's Hazard Tips

Volcanic ash / He pungarehu puia

If you live in the country, disconnect your water tank from the roof supply. If you have a respiratory condition, consider breathing through a mask or damp cloth.

Tsunami / He ngaru taitoko Flood / He waipuke

If you live in a tsunami or flood zone, know where to evacuate to.

Storing water



- Wash bottles thoroughly in hot water. (Do not use milk bottles)
- Fill with tap water until it overflows. Cap tightly.
- Store in a cool dark place and **replace every 6 months**.
- Allow for **10 litres** per person.

These are some **other hazards** that could affect your home:

- Wind, Tornado,
- High sea swells,
- Landslide,
- Storm,
- Pandemic (lots of sick people),
- Non-natural hazards such as:
- Biohazards (chemical spills) or
- Violent offenders.



2. Plan

If an emergency occurs during work or school hours, who will collect each child?

Child name/s
Who collects

Child name/s
Who collects

Child name/s
Who collects

Child name/s
Who collects

Does anyone in your family have special needs?

Do you have neighbours that may need help or can help you?

Safe meeting places

Where is your safe meeting place?

Tsunami or flood meeting place

House fire

Other hazards

Plan your route - work out how you would get to your safe meeting places. **Practise** this with your family.

Make a map for each meeting place so there is no confusion in an emergency situation.



In an emergency you may need to leave home in a hurry. It is a good idea for everyone to have a pre-packed **getaway bag** with a change of clothes and essential items.



Don't forget your pets!
If you can, take them with you.

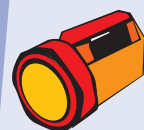
3. Shelter in place



SHELTER IN PLACE
Me Noho Ki
Taua Wāhi

- If your house is undamaged, **stay home**, this is the BEST place to be.
- Your family needs to be able to look after itself for **at least three days**. There may be no electricity or telephone and the shops may be closed.

Circle the items below that you will need.



Torch



Bottled water



Ball



Can opener



T.V.



Children's things



Cooking equipment



First aid kit



Food



Medicine



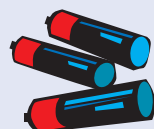
Toy monkey



Pet food



Radio



Spare batteries



Rubbish bags

4. Evacuate



EVACUATE
Me Haere

- If it is not safe to stay at your house, you need to evacuate.
- A pre-packed getaway bag is a great idea.

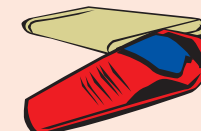
Circle the items below that will be useful to take with you.



Baby bottles and nappies



Getaway bag



Blankets and sleeping bags



Change of clothes



First aid kit



Medicine



Pet food and pet



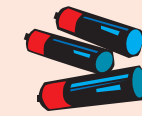
Radio



Reading glasses



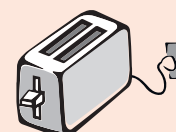
Snacks



Spare batteries



Sun hat



Toaster



Vase



Torch



Toilet paper



Wallet and documents



Bottled water

- If there is time, remind an adult to **turn off the water, electricity and gas** before you go.

Our plan in an emergency



If we can't get home or contact each other, we will meet or leave a message at:

Name and contact details:

Person responsible for collecting each child:

Names and contact details:

Friends / neighbours who may need help, or can help us:
Names and contact details:

Person responsible for checking water and food emergency survival items and getaway bags:

Name:

Remember to do this when changing the clocks for daylight saving time.

Last checked:

Getaway bags are stored here:

Radio station to listen to – AM/FM frequency:

**NEVER HAPPENS?
HAPPENS**

For more information go to
www.happens.nz
or call your local council.

